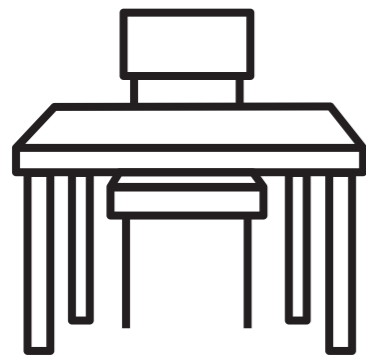
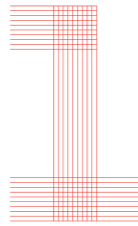


Instructions for the use of **study and work seats** offered by the library



Seats' capacity **1**

72 seats. Ask for yours at the library's counter



Mask **2**

You must wear a mask in order to **access** the library and **stay** inside.



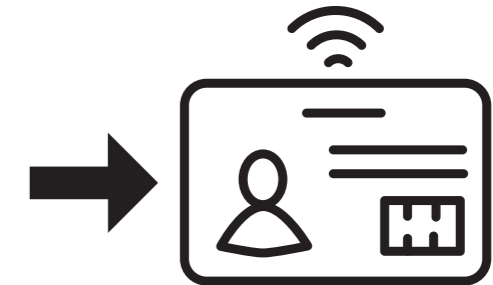

Directions **3**

Follow the signals at the entry, exit and while walking through the library



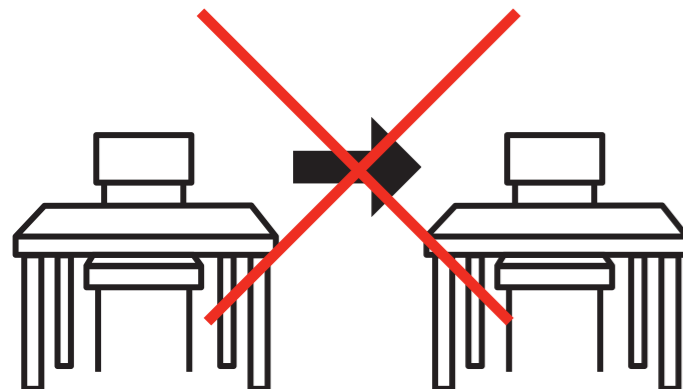
Seat and card **4**

In order to ask for a seat, show your university card or library's card



Assigned seat **5**

Once you are assigned a seat, **you cannot change to another one**



Seat's use **6**

It is not allowed to study or work in groups. The seats are exclusively **for individual use**



Green points **7**

The **available** seats are marked by a green point. Do not use seats marked by an orange point



Exit **8**

Once finished, show again your university or library's card at the counter

