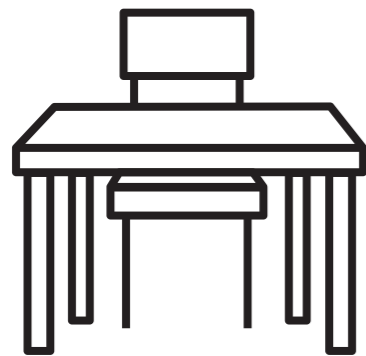


# Instructions for the use of **study and work seats** offered by the library




**Seats' capacity** 1  
76 seats. Ask for yours at the library's counter



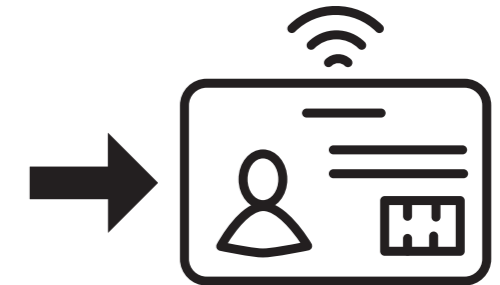
**Mask** 2  
You must wear a mask in order to **access** the library and **stay** inside.



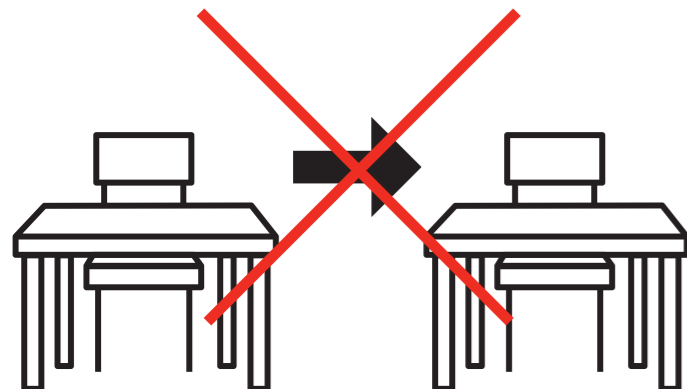
**Directions** 3  
Follow the signals at the entry, exit and while walking through the library



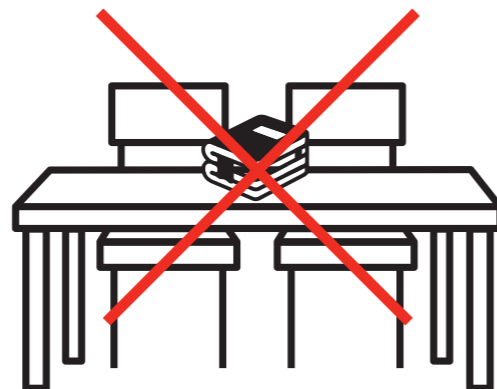
**Seat and card** 4  
In order to ask for a seat, show your university card or library's card



**Assigned seat** 5  
Once you are assigned a seat, **you cannot change to another one**



**Seat's use** 6  
It is not allowed to study or work in groups. The seats are exclusively **for individual use**



**Green points** 7  
The **available** seats are marked by a green point. Do not use seats marked by an orange point



**Exit** 8  
Once finished, show again your university or library's card at the counter

